

# Editing Wikipedia



**A guide to improving content  
on the online encyclopedia**

[wikipedia.org](http://wikipedia.org)

I've been a Wikipedian since 2004. I contribute because I like helping to create a free, reliable reference work for the entire world. I'm happy to help you learn how to contribute, too, so you can add your knowledge and make Wikipedia better.





Imagine a world in which every single human being can freely share in the sum of all knowledge. That's our commitment.

This is the vision for Wikipedia and the other Wikimedia projects, which volunteers from around the world have been building since 2001. Bringing together the sum of all human knowledge requires the knowledge of many humans — including yours!

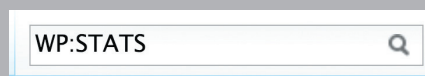
## What you can learn

This guide will walk you through how to contribute to Wikipedia, so the knowledge you have can be freely shared with others. You will find:

- What Wikipedia is and how it works
- How to navigate Wikipedia
- How you can contribute to Wikipedia and why you should
- Important rules that keep Wikipedia reliable
- How to edit Wikipedia with VisualEditor and using wiki markup
- A step-by-step guide to adding content
- Etiquette for interacting with other contributors

## Shortcuts

Want to see up-to-date statistics about Wikipedia? Type WP:STATS into the search bar as pictured here.



The text WP:STATS is what's known on Wikipedia as a shortcut. You can type shortcuts like this into the search bar to pull up specific pages.

In this brochure, we designate shortcuts as | *shortcut* WP:STATS .

# What is Wikipedia?

Wikipedia — the free encyclopedia that anyone can edit — is one of the largest collaborative projects in history. With millions of articles and in hundreds of languages, Wikipedia is read by hundreds of millions of people on a regular basis.

A lot of content already exists on Wikipedia, but many important topics have poor coverage and some have no article at all. Wikipedia relies on contributors like you to keep information current, expand short “stub” articles, and create new articles on topics not already covered in your language Wikipedia. Contributions you make to Wikipedia can enlighten hundreds, thousands, or even millions of people worldwide.

When you make an edit to Wikipedia, you’re joining a community of hundreds of thousands of people — Wikipedians — who have freely contributed their knowledge to Wikipedia. What Wikipedians are doing has the potential to change the world. But there’s still a very long way to go before we collect the sum of all knowledge. That’s why we need your help.

What you contribute to Wikipedia is free content and becomes part of the commons. It may be edited and reused by others under a free license.




## Why edit Wikipedia?



Today, I'm carrying on my grandfather's life work and his passion for recording local history and heritage. The difference is I have a tool my grandfather did not — Wikipedia.



We want a world that is more open, more educated, and more free. We want a world where knowledge is available to anyone that seeks it.



If what you write is accurate and well written, it will be read by large numbers of people every day. (If not, it will quickly disappear.)

# Navigating Wikipedia pages

As you get started, it's helpful to familiarize yourself with the interface and how to navigate Wikipedia pages.

## Talk

Each article has a corresponding Talk page where contributors can leave comments and suggestions, discuss changes, and ask for help from one another.

## Featured content

Here you can find some of the best work on Wikipedia: articles, photographs, and other content that meet the community's highest standards.

## Help

The Help pages, just like the articles, are written by Wikipedia contributors.

## Community portal

The community portal lets you explore what's going on across Wikipedia, from news to collaborations to policy discussions.

## Tools

This section has useful tools for getting more information about a page and its history.

## Languages

These are the other language versions of Wikipedia — out of more than 280 — that have an article on the same topic.

## Language settings

These settings allow you to change the language used for menus and select your keyboard layout.



**WIKIPEDIA**  
The Free Encyclopedia

- Main page
- Contents
- Featured content
- Current events
- Random article
- Donate to Wikipedia
- Wikimedia Shop

### Interaction

- Help
- About Wikipedia
- Community portal
- Recent changes
- Contact page

### Tools

### Print/export

### Languages

- Afrikaans
- Akan
- Alemannisch
- አማርኛ
- Ænglisc
- العربية
- Aragonés
- Azərbaycanca
- Bamanankan
- বাংলা
- Bân-lâm-gú
- Basa Banyumasan
- Башҡортса
- Беларуская
- Беларуская (тарашкевіца)
- भोजपुरी
- Български
- Boarisch
- Bosanski
- Brezhoneg
- Català

Article **Talk**

## Encyclopedia

From Wikipedia, the free encyclopedia

*This article is about the type of reference work.*

An **encyclopedia** (also spelled **encyclopaedia**) is a type of *reference work* — a *compendium* holding *information* from either all branches of *knowledge* or a particular branch of knowledge.<sup>[2]</sup> Encyclopedias are divided into *entries*, which are usually accessed *alphabetically*. Encyclopedia entries are longer and more detailed than *dictionaries*.<sup>[3]</sup> Generally speaking, unlike dictionaries, encyclopedias focus on *linguistic* information about *words*, encyclopedias focus on *factual* information to cover the thing or person an article name stands.<sup>[4][5][6][7]</sup>

Encyclopedias have existed for around 2,000 years. The first encyclopedia in existence, *Naturalis Historia*, was written in *ca.* AD 77 by the Roman Elder. The modern encyclopedia evolved out of the *encyclopaedia* of the 17th century. Historically, some encyclopedias were published in one *volume*, but some, such as the *Encyclopædia Britannica*, are the world's largest *Enciclopedia universal ilustrada europeo-americana*. Encyclopedias, such as *Wikipedia*, are electronic.

The word *encyclopedia* comes from the *Koine Greek* word for "education": *enkyklios* (ἐγκύκλιος), meaning "circular" or "education, rearing of a child";<sup>[10]</sup> it was reduced to *encyclo-* and the phrase literally translates as "complete instruction".

Indeed, the purpose of an encyclopedia is to provide a general system to the men with whom we live. The men of preceding centuries will not become useless to us; the men of the future, instructed, will at the same time become more useful to us. It is rendered a service to the human race in this way.

—Diderot<sup>[12]</sup>

### Contents [hide]

- 1 Characteristics
- 2 History
  - 2.1 Ancient times
  - 2.2 Middle Ages
  - 2.3 Renaissance
  - 2.4 18th–19th centuries
  - 2.5 20th century
  - 2.6 21st century
- 3 Etymology

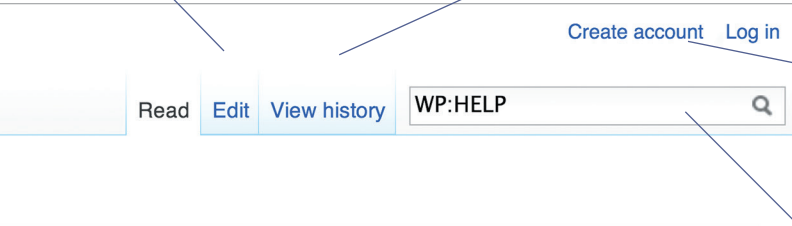


### Edit

Many readers never notice the **Edit** button, but it's the most important part of any Wikipedia article. Click the Edit button at the top to edit the whole article, or click one of the inline links to edit a particular section.

### View history

The history of a Wikipedia article includes every contribution since it was created. You can see who changed what when, and compare any two versions side-by-side.



### Create account

If you haven't done so yet, create your account. With an account, you can keep track of your contributions, create a personal User page, and receive Notifications when other contributors reply to you or build on what you've done.

### Search

Find articles by name, or find pages that include your search terms. You can also enter shortcuts to bring up specific pages that we reference throughout this brochure. A useful one is `| shortcut WP:HELP`.

For other uses, see *Encyclopedia (disambiguation)*.

or **encyclopædia**)<sup>[1]</sup> is a summary of knowledge or a particular subject, organized into **articles** or **entries**, usually by article name.<sup>[3]</sup> It is more comprehensive than those in most other encyclopedias, which are organized by primary entries, which are more comprehensive than those in most other encyclopedias.



*Brockhaus Enzyklopädie*

Encyclopedias; the oldest still in use is the *Encyclopædia* D 77 by **Pliny the Elder**. Other encyclopedias around the world were contained in the *Encyclopædia Britannica* or the *Encyclopædia Europæo-americana*, became huge multi-volume works. Some modern encyclopedias are and are often freely available.

The Greek **ἐγκύκλιος παιδεία**,<sup>[8]</sup> transliterated *enkyklios paideia*, meaning "general education, recurrent, required regularly, general"<sup>[9]</sup> + *paideia* (παιδεία), meaning "education" or "complete knowledge".

The Greek **ἐγκύκλιος παιδεία**,<sup>[8]</sup> transliterated *enkyklios paideia*, meaning "general education, recurrent, required regularly, general"<sup>[9]</sup> + *paideia* (παιδεία), meaning "education" or "complete knowledge". Together, they form the word "encyclopedia" or "complete knowledge".

The Greek **ἐγκύκλιος παιδεία**,<sup>[8]</sup> transliterated *enkyklios paideia*, meaning "general education, recurrent, required regularly, general"<sup>[9]</sup> + *paideia* (παιδεία), meaning "education" or "complete knowledge". Together, they form the word "encyclopedia" or "complete knowledge".

# What Wikipedians do

Add new text and references


Volunteers contribute in more ways than one. Here are examples of what it takes to make Wikipedia happen.



Welcome newcomers and answer their questions



Monitor new articles and recent edits



Discuss Wikipedia policies and help resolve disputes



Develop the free, open source software that runs Wikipedia

Article **Talk**

## Community

From Wikipedia, the free encyclopedia

*For other uses, see [Community \(disambiguation\)](#).*

The term **community** has two distinct commutative meanings: 1) a small, **social unit** of any size that shares common **values**, **community** or **international community**, and 2) in **biology**, **organisms** sharing a populated **environment**.

In **human communities**, **intent**, **belief**, **resources**, **preferences**, and **conditions** may be present and common, affecting the **ideology** and **cohesiveness**.

Since the advent of the **Internet**, the concept of **community** can now gather virtually in an online community and share a **location**. Prior to the internet, virtual communities (like **social media**) were limited by the constraints of available communication and **technology**.

The word "community" is derived from the **Old French** *comunite* (*communitas* (*com*, "with/together" + *munus*, "gift"), a broad **community**). Some examples of community service are to help in **church** and **charity**.

**Contents** [\[show\]](#)

### Perspectives from various disciplines

#### Sociology

#### Gemeinschaft and Gesellschaft

*Main article: [Gemeinschaft and Gesellschaft](#)*

Upload photographs and illustrate articles



Copy edit articles



Create account Log in


Read Edit View history Search

ings: 1) Community can refer to a usually  
The term can also refer to the **national**  
a community is a group of **interacting living**


ces, **needs**, **risks**, and a number of other  
ntity of the participants and their degree of

ty has less geographical limitation, as people  
e common interests regardless of physical  
cial or academic organizations) were far more  
transportation technologies.

mmunité which is derived from the **Latin**  
d term for fellowship or organized society.<sup>[1]</sup>  
ch, tutoring, hospitals, etc.



A **community of interest** gathers at Stonehenge, England, for the summer solstice.

Part of a series on
<b>Community</b>

<b>Concepts</b>
Sense of community Social capital
<b>Perspectives</b>
Community psychology Community studies
<b>Types</b>



Assign students to edit Wikipedia, and help student editors learn the basics through the Wikipedia Education Program



Review articles and make suggestions for improvement

## Why edit Wikipedia?



When I have kids, I want them to know Nepal's culture and our rich history, and to learn it in our own language — and Wikipedia is making that possible.



When I searched on Wikipedia, there was nothing. So I decided to write the article myself. To date, more than 18,000 people have read my article. Some have even added their own information and sources.



I learned to speak English by fighting vandalism on Wikipedia.

# Preparing to edit

Anyone can edit Wikipedia, but there are some basic rules. Here are some of the most important ones to follow as you start editing:

## Neutral point of view

Everything on Wikipedia must be written from a neutral point of view. Articles must not take sides, but instead should describe — accurately and without bias — all the significant viewpoints on the topic published in reliable sources. Argumentation or advocacy does not belong in Wikipedia articles.

## No original research

Simply put, Wikipedia is not a place to publish original ideas. Rather, you should summarize what others have published in reliable sources about the topic. Articles may not contain any new analysis, and they should not synthesize published materials to reach new conclusions beyond what the individual sources say.

## Copyright and plagiarism

Since all contributions are freely licensed, no editor owns any article; all of your contributions can and will be edited and redistributed. Except for brief quotations, copying content from copyrighted sources onto Wikipedia is not allowed. Whether direct copying or close paraphrasing, plagiarism and copyright violation are disruptive and time-consuming for volunteers to clean up. It's important that all content you contribute to Wikipedia is written in your own words. (Public domain and freely licensed content may also be added to Wikipedia as long as it is properly attributed.)

## Reliable sources

Information in Wikipedia needs to be verifiable, based on reliable published sources. You should include citations for the information you add to the encyclopedia, so that others can check it for themselves. The most reliable sources for Wikipedia are third-party sources with a reputation for fact-checking, such as books published by academic presses, peer-reviewed academic journals, and international newspapers. You should be using sources that represent significant viewpoints, rather than one-off studies or fringe work. Try to find the best and most reliable sources available on the topic.

## Conflict of interest

If you have a conflict of interest about a particular topic — such as an employer or an organization you are a part of — you should avoid editing articles about it.

We've developed these policies and principles over the years so we can be sure that Wikipedia is as reliable and useful as possible.



# What is encyclopedic style?

Writing in an encyclopedic style and a formal tone is important when adding new content to Wikipedia. Instead of essay-like, argumentative, or opinionated writing, Wikipedia articles should have a straightforward, just-the-facts style. Here are examples of the do's and don'ts of encyclopedic writing.

## Inappropriate

## What to avoid:

### ***Britannica* and the Future of Encyclopedias**

*Encyclopædia Britannica*, although a celebrated and historically significant encyclopedia, has little relevance in modern society. Instead, most experts agree that the future of the encyclopedia genre belongs to Wikipedia and other wiki encyclopedias — created by regular folks like you and me. Ironically, while it was a great influence on Jimmy Wales and the intrepid new generation of amateur encyclopedists who created — and continue to create — Wikipedia, *Britannica* in recent years has come to symbolize everything wrong about the old ways of creating and distributing knowledge: top-down control, unaccountable gatekeepers who decide what does and does not merit coverage, copyright restrictions and high prices that limit access to the wealthy, and — in its current online form — intrusive advertising that undercuts the reliability and usability of its content.

Don't create new essay-like articles or sections.

Don't structure your writing as an argument.

Don't use "weasel words" (like "most experts agree" or "some people say").

Don't use colloquial language or slang.

Don't use "peacock terms" (like "great", "extraordinary", or "intrepid").

Don't inject personal opinion into the writing.

Don't use overly complex language and sentence structure.

## Appropriate

## Do:

Since the early 1990s, the *Britannica* has faced new challenges from digital information sources. In rapidly changing fields such as science, technology, politics, culture, and modern history, the *Britannica* has struggled to stay up-to-date, a problem first analyzed systematically by its former editor Walter Yust.<sup>[1]</sup> Although the *Britannica* is now available both in multimedia form and over the Internet, its preeminence is being challenged by other online encyclopedias, such as Wikipedia.<sup>[2]</sup>

- Use plain language
- Be brief
- Cite sources to back up factual claims
- Attribute viewpoints to the people who hold them
- Avoid stating conclusions, except when attributed to a specific source



# Editing with VisualEditor

With VisualEditor, you can see what your changes will look like as you edit, so you can focus on the content. Just click on the parts you want to change and start editing.

## Editing toolbar

In edit mode, the toolbar lets you add formatting, references, images, and special page elements called templates (such as the infoboxes at the beginning of many articles). When you are finished editing, press the "Save page" button.

## Lead section

The first sentence provides a definition of the topic, and the lead section goes on to summarize the key points covered in the article. This is the only section without a heading.

## Citations

Inline citations in the body of the article are used to show where the information in each part of the text came from. The citation details appear as footnotes at the end.

## Images

Freely licensed images and other media files can be added to Wikipedia articles from Wikimedia Commons.

## Templates

Reusable pieces called templates are used to format information in standard ways, and to insert things like the banners that alert readers to problems with an article.

## Body of the article

Headings — and sometimes sub-headings — break the article up into sections, and are used to generate the table of contents. Each section usually covers some significant aspect of the topic, so that readers can jump right to the information they are looking for.

## Appendices and footnotes

After the main body of an article come sections with additional information, such as related Wikipedia articles ("See also"), footnotes with details on the sources used ("References"), and a list of other websites readers could turn to for more information ("External links").

### Characteristics

This section needs additional citations for verification. Please help improve this article by adding citations to reliable sources. Unsourced material may be challenged and removed. (June 2010)

The modern encyclopedia was developed from the dictionary in the 18th century. Historically, both encyclopedias and dictionaries have been researched and written by well-educated, well-informed content experts, but they are significantly different in structure. A dictionary is a linguistic work which primarily focuses on alphabetical listing of words and their definitions. Synonymous words and those related by the subject matter are to be found scattered around the dictionary, giving no obvious place for in-depth treatment. Thus, a dictionary typically provides limited information, analysis or background for the word defined. While it may offer a definition, it may leave the reader lacking in understanding the meaning, significance or limitations of a term, and how the term relates to a broader field of knowledge. An encyclopedia is, allegedly, not written in order to convince, although one of its goals is indeed to convince its reader about its own veracity. In the terms of Aristotle's *Modes of persuasion*, a dictionary should persuade the reader through *logos* (conveying only appropriate emotions); it will be expected to have a lack of *pathos* (it should not stir up irrelevant emotions), and to have little *ethos* except that of the dictionary itself.

To address those needs, an encyclopedia article is typically non linguistic, and covers not a word, but a *subject* or *discipline*. As well as defining and listing synonymous terms for the topic, the article is able to treat it in more depth and cover the most relevant accumulated knowledge on that subject. An encyclopedia article also often includes many maps and illustrations, as well as bibliography and statistics.

Four major elements define an encyclopedia: its subject matter, its scope, its method of organization, and its method of production:

- Encyclopedias can be general, containing articles on topics in every field (the English-language *Encyclopædia Britannica* and German *Brockhaus* are well-known examples). General encyclopedias often contain guides on how to do a variety of things, as well as embedded dictionaries and gazetteers.<sup>[*citation needed*]</sup> There are also encyclopedias that cover a wide variety of topics but from a particular cultural, ethnic, or national perspective, such as the *Great Soviet Encyclopedia* or *Encyclopædia Judaica*.

### See also

- Bibliography of encyclopedias
- Biographical dictionary
- Encyclopedic knowledge
- Fictitious entry
- History of science and technology
- Lexicography
- Library science
- List of encyclopedias
- Thesaurus

### Portals

Access related topics

- Literature portal
- Information science portal
- Education portal

### Notes

- ↑ "encyclopaedia" (online). Oxford English Dictionary (OED.com). Oxford University Press. Retrieved 2012-02-18.
- ↑ "Encyclopedia". Archived from the original on 2007-08-03. Glossary of Library Terms. Riverdale City College. Digital Library/Learning Resource Center. Retrieved on: November 17, 2007.
- ↑ According to some accounts, such as the *American Heritage Dictionary*,<sup>[*citation needed*]</sup> copies of Latin manuscripts took this phrase to be a single Greek word, *enkyklopaidia*.
- ↑ Denis Diderot and Jean Le Rond d'Alembert *Encyclopédie* of Michigan Library.Scholarly Publishing Office and DLXS. Retrieved on:

### References

- EthnologyOnline
- "Encyclopædia". *Encyclopædia Britannica*. Retrieved July 27, 2010.
- Béjoint, Henri (2000). *Modern Lexicography*. Oxford University Press. ISBN 0-19-829951-6.
- Bergenholtz, H., Nielsen, S., Tarp, S., ed. (2009). *Lexicography at a Crossroads: Dictionaries and Encyclopedias Today*. *Lexicographical Tools Tomorrow*. Peter Lang. ISBN 978-3-0391-735-4.
- Bloom, Philip (2004). *Enlightening the World: Encyclopédie, the Book that Changed the Course of History*. New York, Basingstoke: Palgrave Macmillan. ISBN 978-1-4039-6895-1. OCLC 57669780.
- Collson, Robert Lewis (1966). *Encyclopaedias: Their History Throughout the*
- Kalfer, Frank A., ed. (1981). *Notable encyclopedias of the seventeenth and eighteenth centuries: nine predecessors of the Encyclopédie*. Oxford: Voltaire Foundation. ISBN 978-0-7294-0256-9. OCLC 10457788.
- Kalfer, Frank A., ed. (1994). *Notable encyclopedias of the late eighteenth century: eleven successors of the Encyclopédie*. Oxford: Voltaire Foundation. ISBN 978-0-7294-0467-9. OCLC 30767125.
- Needham, Joseph (1986). "Part 7, Military Technology: the Gunpowder Epic". *Science and Civilization in China. 5 – Chemistry and Chemical Technology*. Taipei: Caves Books Ltd. ISBN 978-0-521-30358-3. OCLC 59245877.
- Rosenzweig, Roy (June 2006). "Can History Be Open Source? Wikipedia and the Future of the Past"  *Journal of American History* **93** (1): 117–46.

### External links

- Hindupedia , encyclopedia of Hindu Dharma
- CNET's encyclopedia meta-search  (includes Wikipedia)
- Encyclopaedia and Hypertext
- Internet Accuracy Project  – Biographical errors in encyclopedias and almanacs
- Encyclopædia  – Diderot's article on the Encyclopædia from the original Encyclopédie.
- De expentendis et fugiendis rebus  – First Renaissance encyclopedia
- Errors and inconsistencies in several printed reference books and encyclopedias
- Digital encyclopedias put the world at your fingertips  – CNET article
- Encyclopedias online  University of Wisconsin – Stout listing by category

Wikimedia Commons has media related to *Encyclopedias*.

Look up *encyclopedia*, *encyclopaedia*, or *encyclopedic* in Wiktionary, the free dictionary.

Wikisource has original works on the topic: *Encyclopedias*



# Editing with wiki markup

Wiki markup is the original form of editing Wikipedia articles (and on some browsers, it will be the only form available). It gives you precise control over the content and appearance of the page, once you understand how it works. Some of the underlying wiki markup for an article is pictured below. See how many of the corresponding elements you can find in VisualEditor illustration.

**A** `[[File:Brockhaus Lexikon.jpg|thumb|Brockhaus Enzyklopädie]]`

**B** An `''encyclopedia''` (also spelled `''encyclopaedia''` or `''encyclopædia''`) is a type of `[[reference work]]` – a `[[compendium]]` holding a summary of `[[information]]` from either all branches of `[[knowledge]]` or a particular branch of knowledge.`<ref>` "Encyclopedia" in Glossary of Library Terms. Riverside City College, Digital Library/ Learning Resource Center. Accessed 2007-11-17.`</ref>` Encyclopedias are divided into `[[article (publishing)|article]]`s or entries, which are

**E** Encyclopedias have existed for around 2,000 years; the oldest still in existence, `''[[Naturalis Historia]]''`, was written ca. AD 77 by `[[Pliny the Elder]]`. The modern encyclopedia evolved out of dictionaries around the 17th century. Historically, some encyclopedias were contained in one `[[volume]]`, but some, such as the `''[[Encyclopædia Britannica]]''` or the world's largest `''[[Enciclopedia universal ilustrada europeo-americana]]''`, became huge multi-volume works. Some modern encyclopedias, such as `[[Wikipedia]]`, are electronic and are often freely available.

**F** `==Characteristics==`

The modern encyclopedia was developed from the `[[dictionary]]` in the 18th century. Historically, both encyclopedias and dictionaries have been researched and written by well-educated, well-informed content `[[expert]]`s, but they are significantly different in structure. A dictionary is a linguistic work which primarily focuses on alphabetical listing

Four major elements define an encyclopedia: its subject matter, its scope, its method of organization, and its method of production:  
\* Encyclopedias can be general, containing articles on topics in every field (the English-language `''Encyclopædia Britannica''` and German `''[[Brockhaus Enzyklopädie|Brockhaus]]''` are well-known examples). General encyclopedias often contain guides on how to do a variety of things, as well as embedded dictionaries and `[[gazetteer]]`s.`{{citation needed}}`

**H** `==Notes==`  
`<references />`

`==External links==`  
`* [http://www.hti.umich.edu/cgi/t/text/text-idx?cc=did;idno=did2222.0000.004;rgn=main;view=text Encyclopædia] - Diderot's article on the Encyclopædia from the original [[Encyclopédie]].`  
`* [http://digidoll.library.wisc.edu/HistSciTech/subcollections/CyclopaediaAbout.shtml Chambers' ''Cyclopaedia'', 1728, with the 1753 supplement`  
**I** `* [http://www.1911encyclopedia.org/ ''Encyclopædia Britannica'', 11th ed., 1911, at the LoveToKnow site.`  
`[[Category:Encyclopedias]]`  
**J** `[[Category:Reference works]]`

For more wiki markup help, see the cheatsheet on page 19 or visit the reference page | *shortcut* `H:MARKUP`.

## **A** Image

Double square brackets around the title of a photo from Wikimedia Commons will insert the image. Pipes separate optional parameters to control how the image is displayed. The most common way is with two parameters: the word "thumb" to use the standard thumbnail format, and a descriptive caption that appears beneath the image.

```
[[File:Example.jpg|thumb|caption]]
```

## **B** Bold

Three single quotation marks before and after a string of text makes that text bold. The article's subject is usually bolded in the first sentence.

```
'''bold text'''
```

## **C** Citation

Opening and closing ref tags are used to cite a source. An automatically-numbered superscript appears at the location of the ref tags, and the content appears as a footnote in the references section.

```
<ref> citation text </ref>
```

## **D** Internal link

Double square brackets around a term create a link to the article of that name. Adding a pipe and another string of text before the closing square brackets changes the link text.

```
[[article title|text]]
```

## **E** Italic

Two single quotation marks begin and end a segment of italic text.

```
''italic text''
```

## **F** Heading

A pair of double equals signs mark a line as a heading. Triple equals signs make a sub-heading.

```
===Heading===
```

## **G** Template

Double braces are used for templates, which are reusable page elements that serve many purposes. The first item after the opening braces is the template's name. Pipes separate the parameters, which are additional inputs that can change the way the template works or what it displays.

```
{{template name|parameter}}
```

## **H** References

The references tag, or an equivalent template, sets the location where the footnotes show up — typically in a "Notes" or "References" section.

```
<references /> or {{reflist}}
```

## **I** External link

A single square bracket, followed by a URL, a space, label text, and a closing square bracket makes a normal hyperlink. Typically, they are only used in footnotes or an "External links" section.

```
[http://www.example.com text]
```

## **J** Category

At the end of an article, double square brackets around a string that starts with Category: adds an article to the specified category. Categories organize Wikipedia articles into related sets.

```
[[Category:Something]]
```

# Adding content, step by step

These images show how one contributor added new information to the article on *Penny Cyclopaedia*.

## The article before editing...



This screenshot shows the Wikipedia article page for "Penny Cyclopaedia" before any edits. The page layout includes a top navigation bar with the user name "Ephraim Chambers" and links for "Talk", "Sandbox", "Preferences", "Beta", "Watchlist", "Contributions", and "Log out". Below the navigation bar is a search box and tabs for "Article" and "Talk". The article title "Penny Cyclopaedia" is prominently displayed, followed by the subtext "From Wikipedia, the free encyclopedia". The main text of the article begins with "The *Penny Cyclopaedia* of the *Society for the Diffusion of Useful Knowledge* was a multi-volume encyclopedia edited by George Long and published by Charles Knight alongside the *Penny Magazine*. The volumes were published from 1833 to 1843." Below the main text is an "External links" section with two links: "Penny Cyclopaedia" digitised on Google Book Search and Hathi Trust. A notice at the bottom of the article states "This article about an encyclopedia is a stub. You can help Wikipedia by expanding it." and provides a list of categories: "1833 books", "British encyclopedias", "English-language encyclopedias", and "Encyclopedia stubs". The left sidebar contains various navigation options such as "Main page", "Contents", "Featured content", "Current events", "Random article", "Donate to Wikipedia", and "Wikimedia Shop". The bottom of the page indicates the page was last modified on 10 December 2013 at 17:38.

## ...and the article after changes were saved.



This screenshot shows the same Wikipedia article page after editing. A green checkmark notification at the top center states "Your edit was saved." The article title "Penny Cyclopaedia" remains the same. The main text has been updated to include more information: "The unnamed contributors to the *Penny Cyclopaedia* included many notable figures of the period, including Henry Ellis, John Kitto, Charles Knight, George Henry Lewes, Augustus De Morgan, James Paget, George Richardson Porter, Thomas Southwood Smith, and Ralph Nicholson Wornum.<sup>[1]</sup> Herman Melville is known to have used the *Penny Cyclopaedia* while writing *Moby-Dick* and other novels, and scholar Paul McCarthy has suggested that the encyclopedia's coverage of *moral insanity* and *monomania* may have influenced Melville's characters in *Moby-Dick* and other writings.<sup>[2]</sup>" Below the main text is a "Notes" section with two references: 1. Baker, William (September 1974). "George Henry Lewes and the 'Penny Cyclopaedia': Twenty-Seven Unattributed Articles". *Victorian Periodicals Newsletter* 7 (3): 15–18. Retrieved 6 December 2013. 2. McCarthy, Paul (1987). "Forms of Insanity and Insane Characters in Moby-Dick". *Colby Quarterly* 23 (1): 1–14. Retrieved 6 December 2013. The "External links" section remains the same. The notice at the bottom of the article is still present. The left sidebar is updated with additional options: "Tools", "Print/export", "Languages" (with "Français" and "עברית" listed), and "Edit links". The bottom of the page indicates the page was last modified on 10 December 2013 at 17:42.

This image shows what the contributor added and the markup they used. Follow these steps and you too can add content to a Wikipedia article.

**Step 1:** Pick a topic you want to write more about.

**Step 2:** Find a reliable source that covers the topic better than the current Wikipedia article.

**Step 3:** Now comes the fun part. Click the Edit button! **A**

**Step 4:** Add some of what is missing. Using the source you've found, summarize the information you want to add in your own words. **B**

**Step 5:** At the end of your new block of text, add a reference. In the edit toolbar — whether you're using wiki markup or the VisualEditor — you can click the 'cite' icon to cite your source. **C**

**Step 6:** In the 'edit summary' field, add a brief description of what you've done in your edit. **D** (With VisualEditor, you'll be prompted for an edit summary after you click [Save page](#).) The edit summary helps other editors understand what you are doing.

**Step 7:** Now it's time to save your changes. Be sure to click [Save page](#). **E**

The screenshot shows the Wikipedia edit interface for the article "Penny Cyclopaedia". At the top, there are navigation links for "Ephraim Chambers", "Talk", "Sandbox", "Preferences", "Beta", "Watchlist", "Contributions", and "Log out". Below these are tabs for "Article" and "Talk", and buttons for "Read", "Edit", and "View history". A search bar is also present.

The main heading is "Editing Penny Cyclopaedia". Below it is a notice: "Content that *violates any copyrights* will be deleted. Encyclopedic content must be *verifiable*. Work submitted to Wikipedia can be edited, used, and redistributed—by anyone—subject to *certain terms and conditions*."

The edit toolbar includes icons for bold (B), italic (I), link, unlink, image, and help. A "Cite" button is highlighted with a blue circle 'C'. The article text shows a paragraph about the "Penny Cyclopaedia" and a new paragraph added by the contributor, marked with a blue circle 'B'. The new paragraph discusses the unnamed contributors and their influence on Herman Melville's writing. The text includes several references and external links.

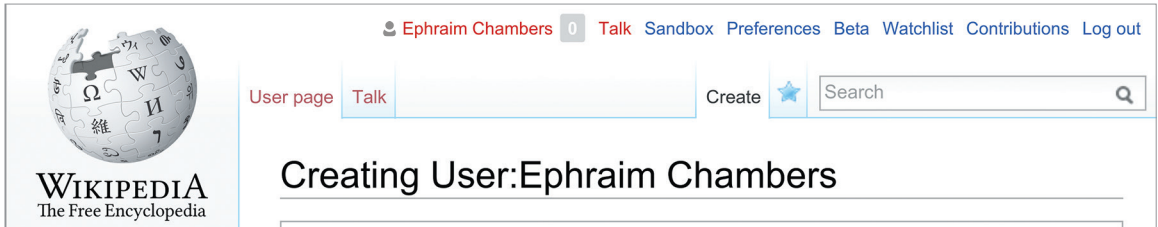
At the bottom, there is an "Insert" dropdown menu, a "Cite your sources" button, and an "Edit summary" field. The edit summary field contains the text: "added information about notable contributors, and possible influence on Herman Melville's writing", marked with a blue circle 'D'. Below the edit summary field are checkboxes for "This is a minor edit" and "Watch this page". At the very bottom, there are buttons for "Save page", "Show preview", "Show changes", and "Cancel", with the "Save page" button marked with a blue circle 'E'.

Don't worry. If you make a mistake, you can always make more changes or restore a previous version of the article.

# User pages and Talk pages

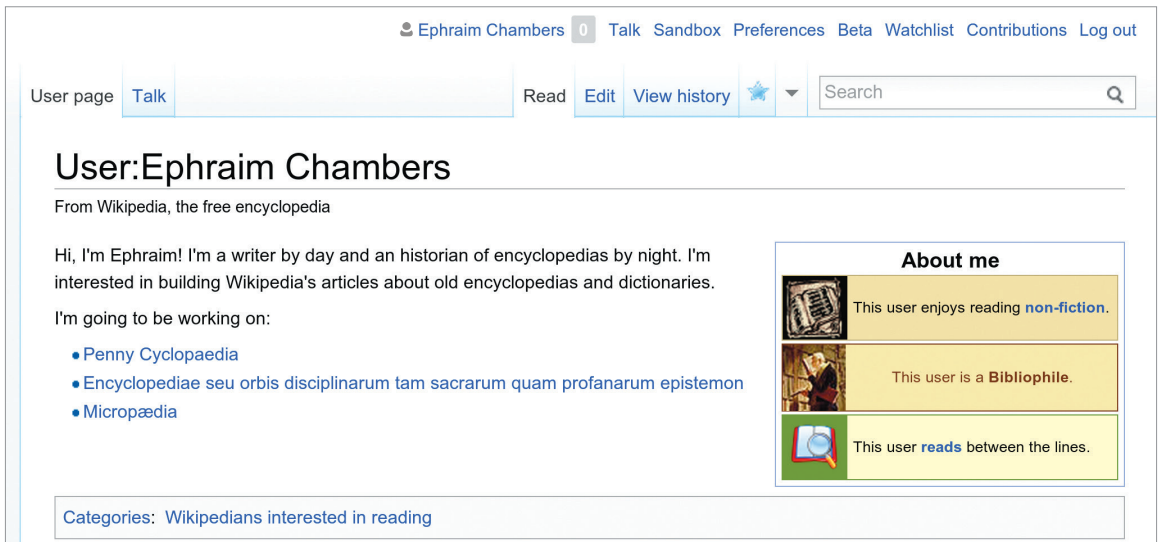
Wikipedia has other types of pages beyond articles. As you start editing, you might also want to create your [User page](#) to let others get to know you a little bit.

At the top right (if you are logged in) you will see your username, which you can click to reach your User page. Links to pages that do not exist — such as your User page if you have not created it yet — are colored red, instead of the typical blue.




If you click the [Create](#) button on one of these pages, you can start from a blank page. A User page is a place to write a little bit about yourself, to give other contributors an idea of who you are and what you're interested in. You can share as much or as little as you like.

When you [Save](#) the page, your red link will turn blue!



You also have a [User Talk page](#), where other contributors can leave messages for you. If you want to contact another contributor, you can navigate to their Talk page and leave a message at the bottom.

You should sign your messages on Talk pages; clicking the Signature button in the edit toolbar will insert four tildes (~~~~), the special wiki markup for inserting your username along with the date and time of your message.





# Interacting with the community

Every article has its own [Talk page](#), too. These Talk pages can be used to make suggestions, post new sources, point out problems, and discuss changes that contributors disagree about.

The article claims that the Greek word is εγκυκλοπαιδεία it seems to me that it should be ενκυκλοπαιδεία. Also, εγκυκλοπαιδεία would never mean "general." It means "in a circle." How can this mean "general"? [Lestrade \(talk\)](#) 23:55, 20 April 2011 (UTC) [Lestrade](#)

It doesn't mean "well rounded education" either, that would be "eüyclopedia" [ἐύκυκλοπαιδεία]. "v" = "n" and "ü" = "u." [Lestrade \(talk\)](#) 03:13, 22 April 2011 (UTC) [Lestrade](#)

a) When the prefix εν combines with a word beginning in κ, it regularly becomes εϋ.  
b) The original Greek phrase was εγκύκλιος παιδεία, "encyclical education", the circle of arts and sciences considered by the Greeks as essential to a liberal education" (OED). See [the Liddell and Scott definition III.3](#). [εϋ](#) of εγκύκλιος, 'general education, prior to professional studies'. The current writeup is a bit confusing; I will work on it. --[Macrakis \(talk\)](#) 18:38, 16 March 2012 (UTC)

---

## Nationalistic bias [\[edit\]](#)

I think this article is affected by a nationalistic bias, particularly in two sentences.  
Firstly there was written that sir Browne's work was the first to be titled encyclopedia. This information was evidently incorrect, since Aventinus and Skalić used this title before. Likely, Browne was the first one in English. So I added the words "in English". However, I have no source about that.  
Secondly, the article says that Harris was the first one to write an alphabetical encyclopedia. That, too, is incorrect. In fact, it's evident that also Moréri, Furetière and Bayle's works were alphabetical (not to mention Etymologiae or Suida) and theirs, too, like Harris', were specialistic dictionaries more than true encyclopedias. So, also in this case I think that Harris was the first in English.  
The reason why I'm so angry about the nationalistic bias in this article is that it's been translated in many other languages, so that these deceitful informations have been spread throughout the wikipedias. [Lele giannoni \(talk\)](#) 10:43, 13 May 2012 (UTC)

---

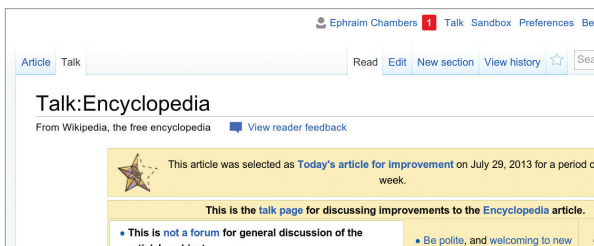
## Unresolved link [\[edit\]](#)

What makes a scholarly encyclopedia? is broken and now points to the general Duke library website [\[\[5\]\]](#), rather than to <http://www.lib.duke.edu/lilly/artsearch/guides/discussion%20guides/scholarlyencycl.htm> [Robertekraut \(talk\)](#) 20:40, 30 July 2012 (UTC)

---

## Vandalism revert [\[edit\]](#)

Undid several of the latest revisions because of vandalism.



Look, a new Notification! **1**  
These let you know when someone mentions your username, thanks you for an edit, or leaves a message on your User Talk page.

One important guideline for community discussions on Wikipedia is to be respectful and civil. Even if you get into disagreements, you should *assume good faith* on the part of other contributors. They almost always have the same goal you do — to make Wikipedia better. Keep the discussions focused on content, rather than making them about individual contributors.



# Mobile editing

In addition to the traditional desktop interface, Wikipedia has a streamlined mobile version that you can use to both read and edit. Just visit Wikipedia on your smartphone or tablet, then log in.

The image shows a mobile Wikipedia interface with several callout boxes pointing to specific features:

- Show and hide menu options:** Points to the hamburger menu icon in the top left corner.
- Edit articles:** Points to the pencil icon below the article title.
- Add articles to your watchlist:** Points to the star icon below the article title.
- Check your Notifications:** Points to the notification bell icon in the top right corner.

The article shown is for *Penny Cyclopaedia*, last edited 1 minute ago by Ephraim Chambers. The text of the article is as follows:

*The Penny Cyclopædia of the **Society for the Diffusion of Useful Knowledge** was a multi-volume encyclopedia edited by **George Long** and published by **Charles Knight** alongside the *Penny Magazine*. Twenty-seven volumes and three supplements were published from 1828 to 1843.*

The contributors to the *Penny Cyclopædia* were not individually credited with the articles they created, although a list of their

## Why edit Wikipedia?



I love knowing that I'm contributing to something bigger than myself.



On one side, you have a bunch of rich, powerful companies. They want to turn the web into a medium for consumption: interactive television meets shopping mall. On the other side, you have a bunch of people who think the Internet can change the world.



Everybody reads Wikipedia. If they want to learn something, they turn to Wikipedia first. I know I've helped a little — maybe even a lot. And that's the greatest feeling I know.



# More about English Wikipedia

Each language version of Wikipedia is different (although there is a lot in common across languages as well). These are some of the things specific to English Wikipedia that you may find useful.

## Creating your first article

Starting a new article on English Wikipedia — and making sure it doesn't get deleted — can be tricky. For a detailed guide on creating your first article, see | *shortcut* WP:FIRST.

## Wikipedia Signpost

The *Signpost* | *shortcut* WP:SIGNPOST is a weekly community newspaper, covering Wikipedia-related news and research, important discussions, new Featured content, and more. You can even *subscribe* to have it delivered to your Talk page each week.



## Uploading non-free images

In general, only freely licensed or public domain images can be used to illustrate Wikipedia articles, and these should be uploaded to Wikimedia Commons (commons.wikimedia.org). However, limited exceptions are allowed on English Wikipedia under the non-free content rules | *shortcut* WP:NONFREE for things like album covers. Non-free images uploaded to Wikipedia without a clear justification under the rules will be deleted.



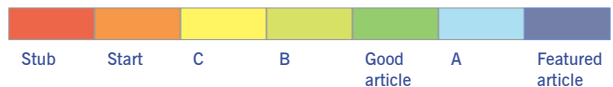
## WikiProjects

WikiProjects are groups of contributors who have a common interest when it comes to editing Wikipedia. Browsing the existing WikiProjects | *shortcut* WP:WIKIPROJECT and joining ones that interest you can be a good way to find things you want to work on and connect with other Wikipedians.



## Wikipedia 1.0 assessments

WikiProjects on English Wikipedia have a system for rating the quality and importance of articles, known as the Wikipedia 1.0 assessments | *shortcut* WP:ASSESS. For quality, these ratings go from Stub (just the beginnings of an article) to Start to C-class to B-class, and then the formally reviewed ratings of Good article, A-class, and Featured article.



You can see the ratings for an article at the top of its Talk page, and most WikiProjects maintain a table showing how many articles related to that WikiProject have each rating. Browsing WikiProjects for Stub and Start articles is a good way to find new topics to work on.

# Evaluating Wikipedia article quality

The quality of Wikipedia articles varies widely; many are very good, but some lack depth and clarity, contain bias, or are out of date. In general, high-quality articles have these elements:

- a lead section that gives an easy-to-understand overview,
- a clear structure,
- balanced coverage,
- neutral content, and
- reliable sources.

Additional information about article quality is available by consulting the “Evaluating Wikipedia” brochure (see below).


## Additional resources

You can find the following brochures, and others, at [wikiedu.org/for-instructors](http://wikiedu.org/for-instructors)



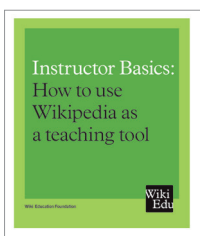
### **Evaluating Wikipedia: Tracing the evolution and evaluating the quality of articles**

How articles evolve, elements of good quality articles, and signs of poor quality articles are all covered in this guide.



### **Illustrating Wikipedia: A guide to contributing content to Wikimedia Commons**

A companion guide covering Wikimedia Commons, the media repository for images used on Wikipedia. The brochure covers what Wikimedia Commons is, how to upload files, how to use files, and the basics of free licenses.






### **Instructor Basics: How to use Wikipedia as a teaching tool**

This brochure offers best practices for educators looking to assign students to contribute to Wikipedia as part of their course curriculum.

# Wiki markup cheatsheet

These examples cover the formatting needed most often when editing Wikipedia articles with wiki markup. For more help, see | *shortcut* H:MARKUP.

Description	What you type	What you get
Italic	<code>'<i>italic text</i>'</code>	<i>italic text</i>
Bold	<code>'<b>bold text</b>'</code>	<b>bold text</b>
Section headers	<code>==Heading text==</code>	<b>Heading text</b>
	<code>===Heading text===</code>	<b>Heading text</b>
	<code>====Heading text====</code>	Heading text
Link to another Wikipedia page (Internal link)	<code>[[Denis Diderot]]</code>	<a href="#">Denis Diderot</a>
Internal link with different text	<code>[[Denis Diderot Diderot]]</code>	<a href="#">Diderot</a>
Link to another website	<code>[http://loc.gov Library of Congress website]</code>	<a href="http://loc.gov">Library of Congress website</a> 
Bulleted list	<code>* Wikipedia * Encyclopédie</code>	<ul style="list-style-type: none"> <li>• Wikipedia</li> <li>• Encyclopédie</li> </ul>
Numbered list	<code># A - Azymites # B - Cézimbra</code>	<ol style="list-style-type: none"> <li>1. A - Azymites</li> <li>2. B - Cézimbra</li> </ol>
Image with caption	<code>[[File:Example.jpg thumb Caption text]]</code>	
Signature and timestamp (for Talk pages)	<code>~~~~</code>	<a href="#">Username</a> (talk) 19:50, 11 December 2013 (UTC)
To make a citation	What you type	What you get
Insert a citation	<code>Page text. &lt;ref&gt;[http://example.org Example.org], more text.&lt;/ref&gt;</code>	Page text. <sup>[1]</sup>
Display citation footnotes	<code>&lt;references /&gt;</code>	1. <sup>^</sup> <a href="#">Example.org</a> ,  more text.

# Glossary

## edit summary

A brief explanation of an edit to a Wikipedia page, which helps other contributors follow the development an article and understand the intention of the edit.

## free license

A public copyright license that ensures the freedom to use and study a work, to make and redistribute copies of it, to make changes and improvements, and to distribute derivative works, by any person for any purpose. Wikipedia — and each individual contribution to it — uses the Creative Commons Attribution-ShareAlike license, which is a free license. See | *shortcut* WP:CC-BY-SA to learn more.

## history

The record of a Wikipedia page, accessible through the *View history* tab, that shows every edit made. Any two versions can be compared to see the specific differences (known as a *diff*), and previous versions can be restored.

## markup

The special code used to format a Wikipedia page. See the cheatsheet (page 19) for the basics, or go to | *shortcut* H:MARKUP for more detail.

## Notification

A message for you that shows up at the top of a Wikipedia page. If you want to let someone know you replied to them, you can create a Mention Notification by including a link to their User page in a signed Talk page message.

## parameter

A bit of text, separated from other bits with a pipe character (`|`), that is used to control how images, templates, and other wiki markup appear on a page.

## stub

A short, undeveloped article with plenty of room for expansion. Adding content to stubs is a good way for new contributors to get started.

## Talk page

The discussion space for an article or other Wikipedia page, where you can talk about the contents of the page with other contributors.

## templates

A way of automatically including the contents of one page within another. For instructions on using them, see | *shortcut* H:T.

## User page

The personal page of an individual contributor, which begins with “User:” followed by their username. Wikipedians can use their User pages to share information about themselves and their interests, list the articles they have worked on or want to work on, and much more.

## Wikimedia Commons

The media repository for Wikipedia and many other wikis, where you can contribute freely licensed photos, diagrams, videos, and other media files for illustrating Wikipedia.

## Wikipedian

Someone who helps build Wikipedia. Common synonyms include *contributor*, *user*, *editor*, and *community member*.



This edition was published by the Wiki Education Foundation

All images from the Wikimedia Commons are under a CC-BY-SA or public domain license unless otherwise stated. The content contained within is available under the Creative Commons Attribution-ShareAlike License v.3.0 (<http://en.wikipedia.org/wiki/Wikipedia:CC-BY-SA>) or any later version.



The trademarks and logos of the Wikimedia Foundation and any other organization are not included under the terms of this Creative Commons license. Wikimedia Foundation, Wikipedia, Wikimedia Commons, MediaWiki, Wiktionary, Wikibooks, Wikisource, Wikinews, Wikiquote, Wikiversity, Wikispecies, Wikidata, Wikivoyage, and Meta-Wiki are pending trademark registration or are registered trademarks of Wikimedia Foundation. The trademark of the Wiki Education Project is pending registration.

Use of these marks is subject to the Wikimedia trademark policy and may require permission [http://wikimediafoundation.org/wiki/Trademark\\_policy](http://wikimediafoundation.org/wiki/Trademark_policy).

For questions about the Wikipedia trademarks, please email [trademarks@wikimedia.org](mailto:trademarks@wikimedia.org)

Design by EXBROOK, San Francisco  
Portraits of Wikipedians by Karen Sayre, Adam Novak, and Victor Grigas. CC BY-SA 3.0



10% post-consumer recycled fiber, elemental chlorine-free process, produced using renewable power